

Emerging markets debt: Determinants of sovereign bond quality and returns

Marshall L. Stocker, Ph.D., CFA
Portfolio Manager
Director of Country Research
Global Income team

- In this paper, Eaton Vance explores the key drivers of sovereign bond ratings, spread performance and frequency of defaults for a data set of 127 countries from 2000 to 2016.
- The findings demonstrate the determinant role that economic policy plays, in particular, which is analysed alongside other macro variables related to the real economy, external sector and political orientation of the government.
- In our experience as EMD managers, we have seen that when we can identify countries implementing certain types of policies – i.e., those that enhance economic freedom – and that exhibit improvements for other country-level macro factors, then we stand to make capital gains for our investors.
- At the same time, if we can avoid countries implementing policies that lead to deteriorating economic freedom and with poor or worsening macro factors, then we are better able to avoid a loss.
- We have also seen that economic policy matters most during times of economic duress and that by investing in countries with improving levels of economic freedom, we are more likely to protect capital on the downside and earn better risk-adjusted returns through the economic cycle.



Introduction

The triumph of free markets following the collapse of command economies from 1989 to 1991 made clear which economic system produced superior socioeconomic outcomes – at least, so far as the outcomes could be observed anecdotally.

By the 1990s, academicians began to empirically measure levels of economic freedom; the Fraser Institute's Economic Freedom of the World Index, first published in 1996,¹ and the Heritage Foundation's Index of Economic Freedom are perhaps the most well known.

Utilising these tools, researchers started to investigate the relationship between economic policies and outcomes for GDP growth, poverty, child labour, life expectancy, literacy, potable water and a host of other development indicators.²

Not surprisingly, these studies moved beyond the anecdotal, showing that higher levels of economic freedom correlate positively to desirable socioeconomic outcomes.

Research into the relationship between the absolute level of economic freedom and investment outcomes yielded a different conclusion, however, showing no correlation.³

In this paper, we share proprietary research findings to show that what affects the investment returns of emerging markets debt (EMD), through changes in cash flow or the discount rate, are government policies that change the level of economic freedom, not the absolute level of economic freedom itself.

There is a paucity of research in this area. We believe our research helps to fill this gap, while also providing insight into Eaton Vance's approach to country research and investing in the EMD asset class.

Methodology. In this study, we analyse hard-currency sovereign bonds of 127 different countries from 2000 to 2016 (Exhibit A). Confirming the earlier work of Roychoudhury and Lawson,⁴ we first show how sovereign spreads and credit ratings correspond to economic policy orientation using the Fraser Institute's Economic Freedom of the World Index dataset.

Second, we present the findings of our regression analysis investigating how significantly economic policy and key macro factors impact sovereign bond ratings, spreads and the frequency of defaults. The results for each variable are ranked by order of impactfulness.

Defining economic freedom. The Fraser Institute's Economic Freedom of the World (EFW) Index dataset, which offers the most comprehensive assessment of political-economic policies, represents a key framework in which our analysis is conducted. The EFW Index reports nearly 50 measures of each country's political-economic policy and risk environment. Each metric assigned to one of five areas:

1. Size of government: extent to which a country relies on the political process rather than the free-market to allocate capital, labor, goods and services.
2. Legal system and property rights: scope of the rule of law, security of property rights, and the existence of an independent, unbiased judiciary.

Exhibit A

Moody's sovereign ratings breakdown (2000-2016).

Investment grade		Below investment grade	
Aaa	274	Ba1	104
Aaa3	1	Ba2	66
Aa1	41	Ba3	89
Aa2	66	B1	163
Aa3	64	B2	98
A1	108	B3	115
A2	101	Caa1	43
A3	84	Caa2	9
Baa1	107	Caa3	17
Baa2	103	Ca	4
Baa3	132	Total observations	1,789

Source: Damodaran. Country Risk Premiums. (<http://pages.stern.nyu.edu/~adamodar>) Stern School of Business, New York University.

¹Gwartney, Lawson, and Block. Economic freedom of the world, 1975-1995. The Fraser Institute, 1996.

²Gwartney, Hall, and Lawson. Economic freedom of the world: 2018 annual report. The Fraser Institute, 2018.

³Stocker. "Equity returns and economic freedom." Cato Journal. 25 (2005): 583.

⁴Roychoudhury and Lawson. "Economic freedom and sovereign credit ratings and default risk." Journal of Financial Economic Policy 2, no. 2 (2010): 149-162.



3. Sound money: existence of policies and institutions that lead to low and stable rates of inflation and the allowable use of alternative currencies.
4. Freedom to trade internationally: extent of tariffs, efficiencies of customs, a convertible currency and controls on the movement of physical and human capital.
5. Regulation: markets, not governments, determine prices and whether regulatory activities retard entry into business and increase the cost of producing products.

The EFW Index ratings scale goes from 1 to 10, with 10 being the highest score for economic freedom.

The importance of economic policy

In Exhibit B, we can clearly discern how the orientation of economic policy historically corresponds to sovereign bond spreads: Countries in the top quartile of the EFW Index ratings, i.e., those that are the more economically free, enjoy spreads considerably lower than the bottom quartile.

While the differential varies significantly over time, from an annual low of around 230 basis points (bps) in 2006 to a peak of almost 850bps in 2008, that difference always remains meaningfully high.

Exhibit B yields additional insights. Simply, the data suggest that countries ranked in the bottom quartile of the EFW Index, which is representative of emerging markets, stand to benefit from a compression in sovereign spreads by implementing policies that strengthen and reinforce economic freedom; vice versa, countries implementing policies that diminish economic freedom stand to see a widening in their sovereign bond spreads.

Furthermore, Exhibit B shows that economic policy matters most in risk-off markets. The bottom-quartile

"Emerging markets countries stand to benefit from a compression in sovereign spreads by implementing policies that strengthen and reinforce economic freedom."

group saw spreads widen significantly during the market downturn in 2002, the onset of the global financial crisis in 2008 and, lastly, following the measured normalisation in Federal Reserve monetary policy beginning in 2013.

Identifying countries making policy improvements that will help lift them from the dotted to the solid line is core to our investment approach. Focusing on these countries can help us to invest in bonds that are more likely to see an appreciation and preservation of capital.

Not surprisingly, countries with higher scores for economic freedom also enjoy higher credit ratings (Exhibit C). As investors, our research is geared toward finding countries represented on the lower-rated right side of the chart that are implementing better policies (i.e., increasing economic freedom) and are en route to the left side of the chart.

In the same way that equity analysts are trying to forecast corporate earnings, we forecast government policy developments in order to identify the most attractive sovereign credits for investment and those that we believe are best avoided.

Determinants of bond quality and performance

As we will see in this section, the analysis of the data shows that changes in economic policy act as a primary determinant of sovereign bond performance. However, economic policy is not the only factor at play and neither is it the sole factor that we evaluate when conducting our in-depth country research.

Exhibit B
Economic freedom and sovereign bond spreads.

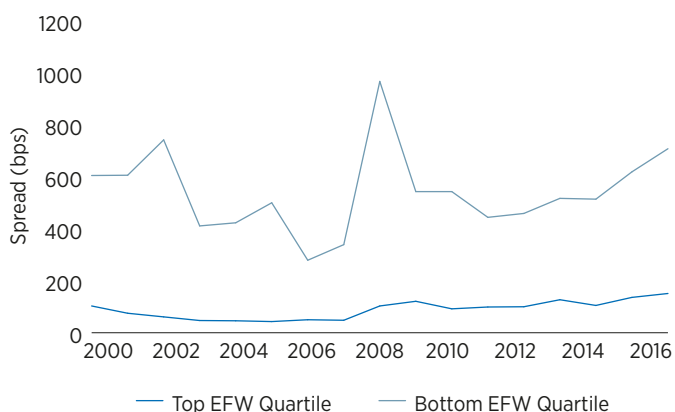
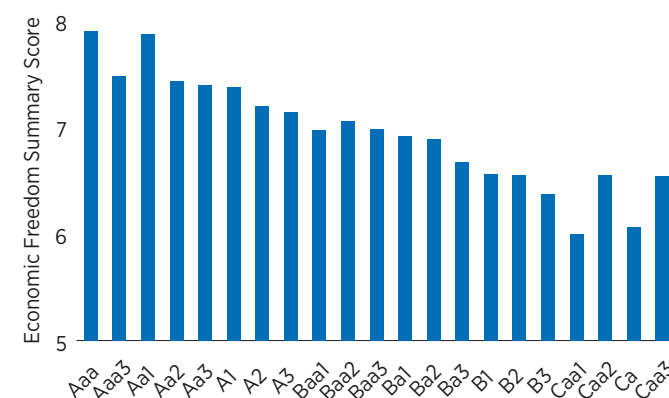


Exhibit C
Economic freedom and Moody's credit rating.



Sources: Damodaran. Country Risk Premiums. (<http://pages.stern.nyu.edu/~adamodar>), Stern School of Business, New York University; Gwartney, Hall, and Lawson. Economic freedom of the world: 2018 annual report. The Fraser Institute, 2018.



In our analysis, we employed a random effects ordered probit regression model in line with the approach taken by Al-Sakka and Gwilym, who noted, “Estimation of sovereign rating migrations can be improved by considering the sources of heterogeneity such as (country-specific heterogeneity).”⁵

Equations⁶:

$$\text{Moody's ratings}_{i,t} = \beta_0 + \beta_1 \text{EFW}_{i,t} + \beta_2 X_{i,t} + \theta_{i,t} \quad (1)$$

$$\text{Country spread}_{i,t} = \beta_0 + \beta_1 \text{EFW}_{i,t} + \beta_2 X_{i,t} + \theta_{i,t} \quad (2)$$

$$\text{Default}_{i,t} = \beta_0 + \beta_1 \text{EFW}_{i,t} + \beta_2 X_{i,t} + \theta_{i,t} \quad (3)$$

Where:

i	=	country
t	=	year
β	=	regression coefficient
EFW	=	economic freedom score
X	=	matrix of macro variables
θ	=	error term

We did not lag the economic freedom variable for two reasons. First, we proceeded on the assumption that markets are efficient. Second, the approach is also consistent with existing research illustrating that capital markets react coincidentally to changes in economic policy.⁷

Sovereign bond ratings. The empirical results from our regression model for sovereign bond ratings are compelling.⁸ The findings show a strong correlation between the orientation of economic policy, as measured by the EFW Index score, and Moody’s ratings.

For our analysis, we converted Moody’s ratings to an ordinal scale of 1 to 21, with 1 representing the most creditworthy bonds. The findings demonstrate that rising economic freedom corresponds to a fall in the

ordinal rating number, an improvement in creditworthiness.

Broadening our analysis to include a wider range of factors, we see that economic freedom remains the most important variable, but others are also significant at the 99% level (Exhibit D).

External liquidity is important, with higher or lower reserves as a percentage of GDP being a determinant for higher or lower sovereign credit ratings, respectively. While external durability is clearly significant, the results do not indicate that terms-of-trade volatility affects credit ratings.

Not surprisingly, higher long-term external indebtedness as a measure of economic output proves to be associated with a worsening in the credit ratings data, and lower long-term debt with an improvement. Short-term debt as a percentage of FX reserves, however, is not significant.

Five-year real GDP growth per capita ranks as the third most impactful ratings driver, while on an absolute purchasing power parity level, per capita GDP ranks as the fifth most significant driver.

Inflation, another real economy variable, is not a significant determinant of bond quality, according to the results.

Lastly, the research yielded an interesting finding related to political freedom. Although economic policy plays a more determinant role, political organisation and the level of political freedom also plays a role, with autocratic governments showing some correlation to improvements in sovereign bond ratings.

This observation warrants additional investigation. However, it is worth noting that wealthier developed markets democracies are experiencing a decline in economic freedom as voters push for policies aimed at redistribution.⁹

Exhibit D

Factor effects on Moody’s ratings.

Factor	Improves rating	Worsens rating	No effect
1. Economic freedom	Higher	Lower	Terms-of-trade volatility Short-term debt as % of FX reserves Inflation
2. Reserves as % of GDP	Higher	Lower	
3. Five-year GDP growth per capita	Faster	Slower	
4. Polity	Autocracy	Democracy	
5. Per capita GDP PPP\$	Higher	Lower	
6. Long-term debt as % of GDP	Lower	Higher	

Source: Eaton Vance, as of 31 August 2019.

⁵Al-Sakka, Rasha, and Owain ap Gwilym. “Split sovereign ratings and rating migrations in emerging economies.” *Emerging Markets Review* 11, no. 2 (2010): 79-97.

⁶A variance inflation factor (VIF) test was performed on independent variables. No concerns for multicollinearity arose, as VIF measures were all less than 1.60.

⁷Stocker. “The price of freedom: A Fama–French freedom factor.” *Emerging Markets Review* 26 (2016): 1-19.

⁸Empirical results are not reported here, but are available upon request. Please contact your local business development professional at Eaton Vance.

⁹Stocker. “Crisis facilitates policy change, not liberalization.” *Journal of Financial Economic Policy* 8, no. 2 (2016): 248-267.



Exhibit E

Factor effects on country sovereign spreads.

Factor	Narrows spread	Widens spread	No effect
1. Economic freedom	Higher	Lower	Per capita GDP PPP\$ Short-term debt as % of FX reserves Inflation Terms-of-trade volatility
2. Five-year GDP growth per capita	Faster	Slower	
3. Long-term debt as % of GDP	Lower	Higher	
4. Reserves as % of GDP	Higher	Lower	
5. Polity	Autocracy	Democracy	

Source: Eaton Vance, as of 31 August 2019.

Sovereign spreads. Similar to sovereign ratings, the research indicates that economic policy is the primary determinant of yield spreads. In this way, the data confirms what we would expect: Sovereign issuers that implement market-friendly policies are rewarded with lower borrowing costs and vice versa, deterioration in economic freedom correlates to a widening in spreads.

Five-year GDP growth per capita, reserves as a percentage of GDP and polity are all important determinants of spread performance with significance at the 99% level, according to our analysis (Exhibit E).

While long-term debt as a share of economic output also exerts an influence, like with our ratings analysis, short-term debt as a share of FX holdings did not prove to be a significant variable.

Inflation, terms-of-trade volatility and absolute levels of per capita GDP (PPP\$) had no statistically significant effect on spread performance either.

Default status. In contrast to findings for sovereign ratings and spreads, results show that economic policy is not the top determinant for frequency of sovereign default (economic freedom ranks second). Per capita GDP on a purchasing power parity basis is the most significant factor, which is not surprising, as the data indicates that wealthier developed markets countries are less likely to default than their emerging markets peers.

Given that growth in mature economies is typically below that of emerging markets, such logic also partially explains why slower, not faster, growth in five-year GDP per capita is associated with a lower frequency of defaults. An alternative explanation could be that default events are preceded by excessively high GDP growth rates caused by excessively high fiscal spending.

Unlike the findings for ratings and spreads, default status remains unaffected by the level of reserves as a percentage of GDP.

Short-term debt, a statistically insignificant factor effect for ratings and spreads, however, stands out as an important driver for default status.

Findings also indicate that inflation and terms-of-trade volatility have a negligible effect on default status.

“Economic policy has proven to matter most during times of economic duress.”

Exhibit F

Factor effects on frequency of default status.

Factor	Less time in default	More time in default	No effect
1. Per capita GDP PPP\$	Higher	Lower	Terms-of-trade volatility Reserves as % of GDP Inflation
2. Economic freedom	Higher	Lower	
3. Five-year GDP growth per capita	Slower	Faster	
4. Short-term debt as % of FX reserves	Lower	Higher	
5. Polity	Autocracy	Democracy	
6. Long-term debt as % of GDP	Lower	Higher	

Source: Eaton Vance, as of 31 August 2019.

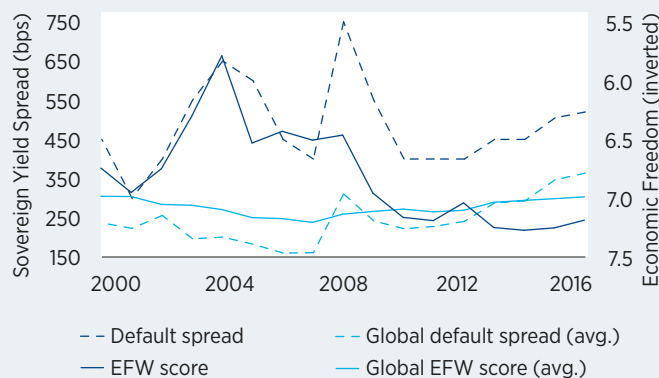


Exhibit G

Case studies – Economic freedom and sovereign spreads.

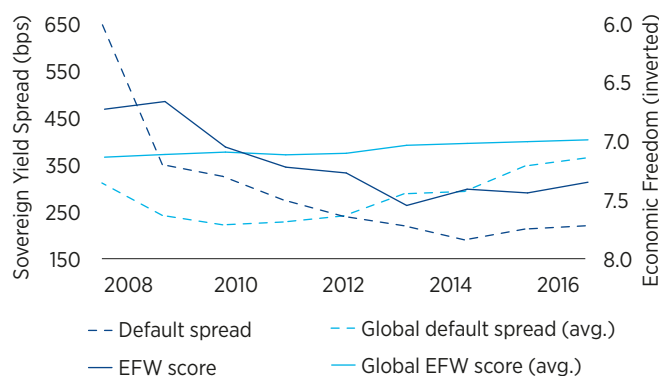
Dominican Republic

- The Dominican Republic has made steady gains in economic freedom since 2004.
- The country's economic freedom is higher than the average country in the data set, as of 2016.
- Spreads, however, remained stubbornly high, which made 2016 a good time to earn carry given that the policy environment was sanguine.



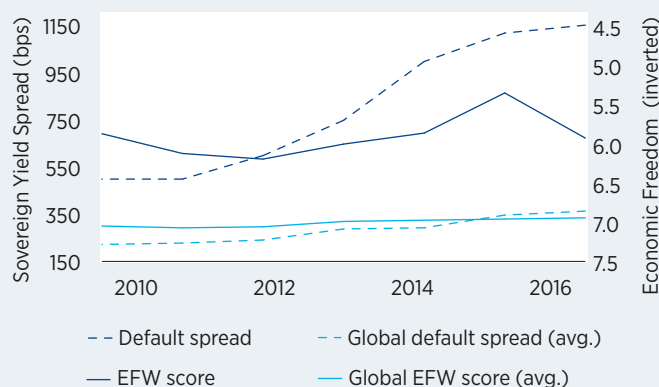
Philippines

- Debt markets appear to have anticipated the 2010 election of President Benigno Aquino III in the Philippines.
- Aquino oversaw steady improvements in economic freedom from 2010 to 2016, with economic freedom rising from below to above the global average.
- Debt markets rewarded the Philippines, with default spreads narrowing to nearly 125bps below the global dataset.



Ukraine

- Ukraine's economic freedom stagnated and then deteriorated, starting under the presidency of Viktor Yanukovich in 2010, when corruption and cronyism flourished.
- Economic freedom continued to worsen after Yanukovich was swept from office in 2014.
- Despite his departure, the decline in economic freedom, evinced by a widening default spread, eventually led to the country's default in 2015.



EFW = Economic Freedom of the World Index; **avg.** = average.

Sources: Eaton Vance, Damodaran. Country Risk Premiums. (<http://pages.stern.nyu.edu/~adamodar>), Stern School of Business, New York University.

Conclusion

In this paper, we have explored the key drivers of sovereign bond quality and performance and demonstrated the determinant role that economic policy, in particular, plays. At Eaton Vance, we pay particular attention to economic policy as part of our research process. As EMD managers, we believe that when we can identify countries implementing certain types of policies – i.e. those that enhance economic freedom – and that exhibit improvements for other country-level macro factors, then we stand more likely

to make capital gains for our investors. At the same time, if we can avoid countries implementing policies that lead to deteriorating economic freedom and with poor or worsening macro factors, then we are potentially better able to avoid a loss.

We have also seen that economic policy has proven to matter most during times of economic duress. As such, we believe that by investing in countries with improving levels of economic freedom, we are more likely to protect capital on the downside and earn better risk-adjusted returns through the economic cycle.



Bibliography

Al-Sakka, Rasha, and Owain ap Gwilym. "Split sovereign ratings and rating migrations in emerging economies." *Emerging Markets Review* 11, no. 2 (2010): 79-97.

Damodaran. *Country Risk Premiums*. (<http://pages.stern.nyu.edu/~adamodar>) Stern School of Business, New York University.

Gwartney, Lawson, and Block. *Economic freedom of the world, 1975-1995*. The Fraser Institute, 1996.

Gwartney, Hall, and Lawson. *Economic freedom of the world: 2018 annual report*. The Fraser Institute, 2018.

Roychoudhury, and Lawson. "Economic freedom and sovereign credit ratings and default risk." *Journal of Financial Economic Policy* 2, no. 2 (2010): 149-162.

Stocker. "Equity returns and economic freedom." *Cato Journal*. 25 (2005): 583.

Stocker. "The price of freedom: A Fama-French freedom factor." *Emerging Markets Review* 26 (2016): 1-19.

Stocker. "Crisis facilitates policy change, not liberalization." *Journal of Financial Economic Policy* 8, no. 2 (2016): 248-267.



About Risk

In emerging market countries, the risks may be more significant in regards to sensitivity to stock market volatility, adverse market, economic, political, regulatory, geopolitical and other conditions.

Investing entails risks and there can be no assurance that Eaton Vance, or its affiliates, will achieve profits or avoid incurring losses. It is not possible to invest directly in an index. Past performance is not a reliable indicator of future results.

Credit ratings measure the quality of a bond based on the issuer's creditworthiness, with ratings ranging from AAA, being the highest, to D, being the lowest based on S&P's measures. Ratings of BBB- or higher by Standard and Poor's or Fitch (Baa3 or higher by Moody's) are considered to be investment grade quality. Credit ratings are based largely on the rating agency's analysis at the time of rating. The rating assigned to any particular security is not necessarily a reflection of the issuer's current financial condition and does not necessarily reflect its assessment of the volatility of a security's market value or of the liquidity of an investment in the security. If securities are rated differently by the rating agencies, the lower rating is applied. Holdings designated as "Not Rated" are not rated by the national rating agencies stated above. The Composite and Representative Account are not rated by an independent credit agency. Ratings are based on Moody's, S&P or Fitch, as applicable. Ratings, which are subject to change, apply to the creditworthiness of the issuers of the underlying securities and not to the strategy or composite.

Important Additional Information and Disclosures

Source of all data: Eaton Vance, as at 3 September 2019, unless otherwise specified.

This material is presented for informational and illustrative purposes only. This material should not be construed as investment advice, a recommendation to purchase or sell specific securities, or to adopt any particular investment strategy; it has been prepared on the basis of publicly available information, internally developed data and other third-party sources believed to be reliable. However, no assurances are provided regarding the reliability of such information and Eaton Vance has not sought to independently verify information taken from public and third-party sources. Investment views, opinions, and/or analysis expressed constitute judgments as of the date of this material and are subject to change at any time without notice. Different views may be expressed based on different investment styles, objectives, opinions or philosophies. This material may contain statements that are not historical facts, referred to as forward-looking statements. Future results may differ significantly from those stated in forward-looking statements, depending on factors such as changes in securities or financial markets or general economic conditions.

This material is for the benefit of persons whom Eaton Vance reasonably believes it is permitted to communicate to and should not be forwarded to any other person without the consent of Eaton Vance. It is not addressed to any other person and may not be used by them for any purpose whatsoever. It expresses no views as to the suitability of the investments described herein to the individual circumstances of any recipient or otherwise. It is the responsibility of every person reading this document to satisfy himself as to the full observance of the laws of any relevant country, including obtaining any governmental or other consent which may be required or observing any other formality which needs to be observed in that country. Unless otherwise stated, returns and market values contained herein are presented in US dollars.

In the United Kingdom, this material is issued by Eaton Vance Management (International) Limited ("EVMI"), 125 Old Broad Street, London, EC2N 1AR, UK, and is authorised and regulated by the Financial Conduct Authority. EVMI markets the services of the following strategic affiliates: Parametric Portfolio Associates[®] LLC ("PPA"), an investment advisor registered with the SEC. Hexavest Inc. ("Hexavest") is an investment advisor based in Montreal, Canada and registered with the SEC in the United States, and has a strategic partnership with Eaton Vance, and Calvert Research and Management ("CRM") is an investment advisor registered with the SEC. This material is issued by EVMI and is for Professional Clients/Accredited Investors only.

This material does not constitute an offer to sell or the solicitation of an offer to buy any services referred to expressly or impliedly in the material in the People's Republic of China (excluding Hong Kong, Macau and Taiwan, the "PRC") to any person to whom it is unlawful to make the offer or solicitation in the PRC.

The material may not be provided, sold, distributed or delivered, or provided or sold or distributed or delivered to any person for forwarding or resale or redelivery, in any such case directly or indirectly, in the People's Republic of China (the PRC, excluding Hong Kong, Macau and Taiwan) in contravention of any applicable laws.

Eaton Vance Asia Pacific Ltd. is a company incorporated in the Cayman Islands with its Japan branch registered as a financial instruments business operator in Japan (Registration Number: Director General of the Kanto Local Finance Bureau (Kinsho) No. 3068) and conducting the Investment Advisory and Agency Business as defined in Article 28(3) of the Financial Instruments and Exchange Act (as amended) ("FIEA"). Eaton Vance Asia Pacific Ltd. is acting as an intermediary to promote asset management capabilities of Eaton Vance Management (International) Limited and other Eaton Vance group affiliates to registered financial instruments business operators conducting the Investment Management Business, as defined in the FIEA. Eaton Vance Asia Pacific Ltd. is a member of JIAA Japan with registration number 01202838.

In Singapore, Eaton Vance Management International (Asia) Pte. Ltd. ("EVMIA") holds a Capital Markets Licence under the Securities and Futures Act of Singapore ("SFA") to conduct, among others, fund management, is an exempt Financial Adviser pursuant to the Financial Adviser Act Section 23(1)(d) and is regulated by the Monetary Authority of Singapore ("MAS"). Eaton Vance Management, Eaton Vance Management (International) Limited and Parametric Portfolio Associates[®] LLC holds an exemption under Paragraph 9, 3rd Schedule to the SFA in Singapore to conduct fund management activities under an arrangement with EVMIA and subject to certain conditions. None of the other Eaton Vance group entities or affiliates holds any licences, approvals or authorisations in Singapore to conduct any regulated or licensable activities and nothing in this material shall constitute or be construed as these entities or affiliates holding themselves out to be licensed, approved, authorised or regulated in Singapore, or offering or marketing their services or products.

In Australia, EVMI is exempt from the requirement to hold an Australian financial services license under the Corporations Act in respect of the provision of financial services to wholesale clients as defined in the Corporations Act 2001 (Cth) and as per the ASIC Corporations (Repeal and Transitional) Instrument 2016/396.

EVMI is registered as a Discretionary Investment Manager in South Korea pursuant to Article 18 of Financial Investment Services and Capital Markets Act of South Korea.



EVMI utilises a third-party organisation in the Middle East, Wise Capital (Middle East) Limited ("Wise Capital"), to promote the investment capabilities of Eaton Vance to institutional investors. For these services, Wise Capital is paid a fee based upon the assets that Eaton Vance provides investment advice to following these introductions.

In Germany, Eaton Vance Management (International) Limited, Deutschland ("EVMID") is a branch office of EVMI. EVMID has been approved as a branch of EVMI by BaFin.

Mutual Funds are distributed by Eaton Vance Distributors, Inc. ("EVD"). Two International Place, Boston, MA 02110, (800) 225-6265. Member FINRA/ SIPC.

Eaton Vance Investment Counsel. Two International Place, Boston, MA 02110. Eaton Vance Investment Counsel is a wholly-owned subsidiary of EVC and is registered with the SEC as an investment adviser under the Advisers Act.

About Eaton Vance

Eaton Vance provides advanced investment strategies and wealth management solutions to forward-thinking investors around the world. Through principal investment affiliates Eaton Vance Management, Parametric, Atlanta Capital, Hexavest and Calvert, the Company offers a diversity of investment approaches, encompassing bottom-up and top-down fundamental active management, responsible investing, systematic investing and customised implementation of client-specified portfolio exposures. Exemplary service, timely innovation and attractive returns across market cycles have been hallmarks of Eaton Vance since 1924.

For further information, please contact:

Eaton Vance Management
Two International Place, Boston, MA 02110
800.836.2414 or 617.482.8260 | eatonvance.com

Eaton Vance Management (International) Limited
125 Old Broad Street, London, EC2N 1AR, United Kingdom
+44 (0)203.207.1900 | global.eatonvance.com

