

Eaton Vance Senior Floating-Rate Trust

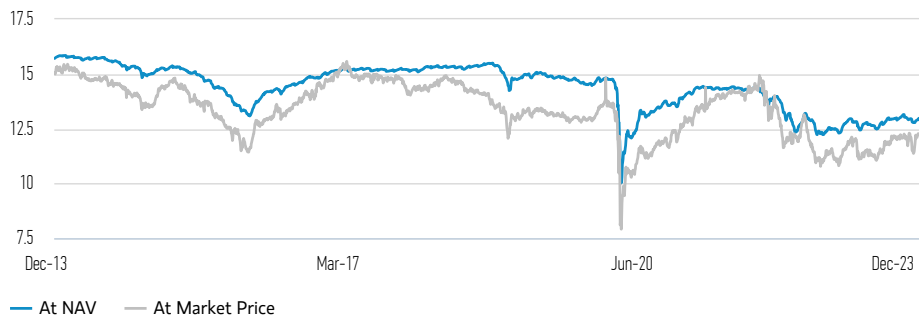
Objective

The Fund's primary investment objective is to provide a high level of current income, as a secondary objective the fund may seek capital preservation.

Fund Highlights

- Provides broad exposure to the floating-rate loan market, providing diversified exposure to the asset class. Provides exposure to the loan markets' many sectors, credit tiers and issuers.
- Potential for low correlation to traditional equity and fixed income markets, providing important diversification benefits for investor portfolios. Low duration may help reduce interest-rate risk and lower portfolio volatility.
- Managed by Eaton Vance, a pioneer in floating rate loans since 1989 and one of America's largest and most experienced loan managers. NYSE listing provides daily liquidity.

Market Price and NAV History (10-year period ended December 31, 2023)



Investment Performance in USD as of December 31, 2023

	Cumulative (%)			Annualized (% p.a.)		
	4Q23	YTD	1 YR	3 YR	5 YR	10 YR
Fund at NAV	3.72	17.53	17.53	5.86	6.23	5.46
Fund at Market Price	8.60	28.99	28.99	8.60	8.43	5.64

Past performance is no guarantee of future results. Investment return and principal value will fluctuate so that shares, when sold, may be worth more or less than their original cost. Performance is for the stated time period only; due to market volatility, the Fund's current performance may be lower or higher than quoted. The Fund's performance at market price will differ from its results at NAV. Returns are historical and are calculated by determining the percentage change in net asset value or market price (as applicable) with all distributions reinvested and includes management fees and other expenses. Performance less than or equal to one year is cumulative. For performance as of the most recent month-end, please refer to eatonvance.com.

Distribution History (Last 6 Distributions)*

Ex Date	Distribution Per Share (\$)
12/27/2023	0.121000
12/21/2023	0.121000
11/21/2023	0.118000
10/20/2023	0.118000
09/21/2023	0.109000
08/21/2023	0.109000

Distribution Rates (%)

Distribution Rate at NAV	11.19
Distribution Rate at Market Price	11.47

*The Fund's distributions may include amounts characterized for federal income tax purposes as qualified and non-qualified ordinary dividends, capital gains distributions and nondividend distributions, also known as return of capital. For additional information about non-dividend distributions, please refer to Eaton Vance Closed-End Fund Distribution Notices (19a) posted on our website, eatonvance.com. The Fund will determine the federal income tax character of distributions paid to a shareholder after the end of the calendar year. This is reported on the IRS form 1099-DIV and provided to the shareholder shortly after each year-end.

The Fund's distributions are determined by the investment adviser based on its current assessment of the Fund's long-term return potential. As portfolio and market conditions change the rate of distributions paid by the Fund could change.

FLOATING-RATE LOAN TEAM

Investment Team	JOINED FIRM	INDUSTRY EXPERIENCE
Andrew N. Sveen, CFA	1999	29 Years
Catherine McDermott	2000	36 Years
Daniel P. McElaney, CFA	2004	22 Years
Sarah A. Choi	2019	17 Years

Fund Facts

Total investments	\$ 569.49 million
Total net assets	\$ 378.69 million
Distribution frequency	Monthly

Overview

	FUND
Ticker	EFR
Inception date	11/28/2003
Price at NAV	\$ 12.98
Market price	\$ 12.66
Premium/Discount	-2.47 %

The Premium/Discount is calculated as [(market price/NAV)-1].

Charges (%)

	FUND
Management Fees	1.14
Other Expenses	0.20
Total Expenses (ex Interest and Fee Expense)	1.34
Interest and Fee Expense	1.95
Total Expenses	3.29

Interest and fee expense relates to notes payable to partially redeem the Fund's Auction Preferred Shares. Expenses are based on the fund's current annual report.

Characteristics

	FUND
Number of Loan Issuers	340
Average Loan Size (\$M)	1.49
Average Days to Reset	42
Number of Corporate Bond Issuers	39

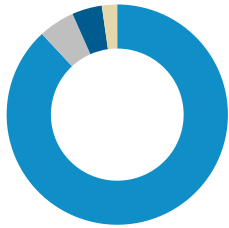
Characteristics data based on total investments.

Total Leverage (%)⁽¹⁾

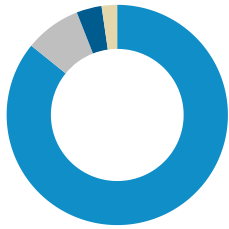
APS	13.3
Borrowings	20.2

Top 10 Issuers (% of Total Investments)

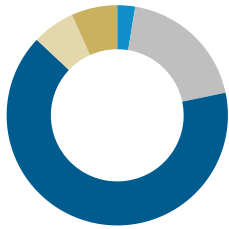
	FUND
Asurion LLC	1.19
Ultimate Software Group Inc (The)	1.00
Banff Merger Sub Inc	0.83
RealPage Inc	0.80
Les Schwab Tire Centers	0.77
Phoenix Guarantor Inc	0.76
Virgin Media Bristol LLC	0.74
Sophia L.P.	0.73
Aretec Group Inc.	0.69
Endure Digital Inc.	0.69

Asset Mix (% of Total Investments)#**FUND**

Floating-Rate Loans	88.10
Asset Backed Securities	5.29
Corporate Bonds	4.38
Other	2.24

Geographic Mix (% of Total Investments)#**FUND**

United States	85.85
Europe ex. U.K.	8.19
Northern America ex. U.S.	3.70
United Kingdom	2.20
Asia/Pacific ex. Japan	0.06

Credit Quality (% of Total Investments)#**FUND**

BBB	2.63
BB	19.08
B	65.33
CCC or Lower	6.24
Not Rated	6.72

Credit ratings are categorized using S&P Ratings, which are subject to change, apply to the creditworthiness of the issuers of the underlying securities and not to the Fund or its shares. Credit ratings measure the quality of a bond based on the issuer's creditworthiness, with ratings ranging from AAA, being the highest, to D, being the lowest based on S&P's measures. Ratings of BBB or higher by S&P are considered to be investment-grade quality. Credit ratings are based largely on the ratings agency's analysis at the time of rating. The rating assigned to any particular security is not necessarily a reflection of the issuer's current financial condition and does not necessarily reflect its assessment of the volatility of a security's market value or of the liquidity of an investment in the security. Holdings designated as "Not Rated" are not rated by S&P.

May not sum to 100% due to rounding.

The information contained herein is provided for informational purposes only and does not constitute a solicitation of an offer to buy or sell Fund shares. Common shares of the Fund are only available for purchase and sale at current market price on a stock exchange. There is no assurance that the Fund will achieve its investment objective. The Fund is subject to numerous risks, including investment risks. Shares of closed-end funds often trade at a discount from their net asset value. The Fund is not a complete investment program and you may lose money investing in the Fund. An investment in the Fund may not be appropriate for all investors. Investors should review and consider carefully the Fund's investment objective, risks, charges and expenses.

This material is a general communication, which is not impartial and all information provided has been prepared solely for informational and educational purposes and does not constitute an offer or a recommendation to buy or sell any particular security or to adopt any specific investment strategy. The information herein has not been based on a consideration of any individual investor circumstances and is not investment advice, nor should it be construed in any way as tax, accounting, legal or regulatory advice. To that end, investors should seek independent legal and financial advice, including advice as to tax consequences, before making any investment decision.

DEFINITIONS: The **Distribution Rate** is based on the Fund's last regular distribution per share (annualized) divided by the Fund's Net Asset Value (NAV) or market price (the price at which the Fund is traded on the exchange) at the end of the period.

RISK CONSIDERATIONS: The value of investments held by the Trust may increase or decrease in response to economic, and financial events (whether real, expected or perceived) in the U.S. and global markets. Loans are traded in a private, unregulated inter-dealer or inter-bank resale market and are generally subject to contractual restrictions that must be satisfied before a loan can be bought or sold. These restrictions may impede the Trust's ability to buy or sell loans (thus affecting their liquidity) and may negatively impact the transaction price. It may take longer than seven days for transactions in loans to settle. Due to the possibility of an extended loan settlement process, the Trust may have to sell other investments or engage in borrowing transactions to raise cash to meet its obligations. Loans may be structured such that they are not securities under securities law, and in the event of fraud or misrepresentation by a borrower, lenders may not have the protection of the anti-fraud provisions of the federal securities laws. Loans are also subject

to risks associated with other types of income investments. Investments in debt instruments may be affected by changes in the creditworthiness of the issuer and are subject to the risk of non-payment of principal and interest. The value of income securities also may decline because of real or perceived concerns about the issuer's ability to make principal and interest payments. Borrowing to increase investments ("leverage") may exaggerate the effect of any increase or decrease in the value of Trust investments. Investments rated below investment grade (sometimes referred to as "junk") are typically subject to greater price volatility and illiquidity than higher rated investments. As interest rates rise, the value of certain income investments is likely to decline. Investments in foreign instruments or currencies can involve greater risk and volatility than U.S. investments because of adverse market, economic, political, regulatory, geopolitical, currency exchange rates or other conditions. The impact of the coronavirus on global markets could last for an extended period and could adversely affect the Fund's performance. Changes in the value of investments entered for hedging purposes may not match those of the position being hedged. The Trust may engage in other investment practices that may involve additional risks. The London Interbank Offered Rate or LIBOR, is used throughout global banking and financial industries to determine interest rates for a variety of financial instruments (such as debt instruments and derivatives) and borrowing arrangements. The ICE Benchmark Administration Limited, the administrator of LIBOR, ceased publishing certain LIBOR settings on December 31, 2021, and is expected to cease publishing the remaining LIBOR settings on June 30, 2023. The transition process may involve, among other things, increased volatility or illiquidity in markets for instruments that currently rely on LIBOR, such as floating-rate debt obligations.

OTHER CONSIDERATIONS: (1) Leverage represents the liquidation value of the Fund's Auction Rate Preferred (APS) and borrowings outstanding as a percentage of Fund net assets applicable to common shares plus APS and borrowings outstanding. Use of leverage creates an opportunity for income, but creates risks including greater price volatility. The cost of leverage rises and falls with changes in short-term interest rates. The Fund is required to maintain prescribed asset coverage for its borrowings, which could be reduced if Fund asset values decline.

Information provided is presented as of total investments. Portfolio profile subject to change due to active management.

Eaton Vance is part of Morgan Stanley Investment Management. Morgan Stanley Investment Management is the asset management division of Morgan Stanley.