

Eaton Vance Floating-Rate Income Trust

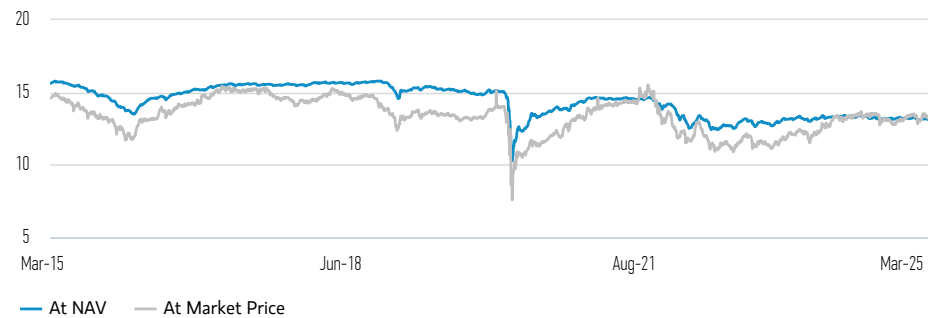
Objective

The Fund's primary investment objective is to provide a high level of current income, as a secondary objective the fund may seek capital preservation.

Fund Highlights

- Provides broad exposure to the floating-rate loan market, providing diversified exposure to the asset class. Provides exposure to the loan markets' many sectors, credit tiers and issuers.
- Potential for low correlation to traditional equity and fixed income markets, providing important diversification benefits for investor portfolios. Low duration may help reduce interest-rate risk and lower portfolio volatility.
- Managed by Eaton Vance, a pioneer in floating rate loans since 1989 and one of America's largest and most experienced loan managers. NYSE listing provides daily liquidity.

Market Price and NAV History (10-year period ended March 31, 2025)



Investment Performance in USD as of March 31, 2025

	Cumulative (%)			Annualized (% p.a.)		
	1Q25	YTD	1 YR	3 YR	5 YR	10 YR
Fund at NAV	-1.03	-1.03	5.58	6.74	10.66	5.54
Fund at Market Price	-0.69	-0.69	4.15	8.50	13.21	6.10

Past performance is no guarantee of future results. Investment return and principal value will fluctuate so that shares, when sold, may be worth more or less than their original cost. Performance is for the stated time period only; due to market volatility, the Fund's current performance may be lower or higher than quoted. The Fund's performance at market price will differ from its results at NAV. Returns are historical and are calculated by determining the percentage change in net asset value or market price (as applicable) with all distributions reinvested and includes management fees and other expenses. Performance less than or equal to one year is cumulative. For performance as of the most recent month-end, please refer to eatonvance.com.

Please keep in mind that high double-digit returns are highly unusual and cannot be sustained. Investors should also be aware that these returns were primarily achieved during favorable market conditions.

Distribution History (Last 6 Distributions)*

Ex Date	Distribution Per Share (\$)
03/14/2025	0.094000
02/14/2025	0.094000
12/30/2024	0.103000
12/23/2024	0.103000
11/21/2024	0.103000
10/23/2024	0.109000

Distribution Rates (%)

Distribution Rate at NAV	8.84
Distribution Rate at Market Price	9.05

*The Fund's distributions may include amounts characterized for federal income tax purposes as qualified and non-qualified ordinary dividends and capital gains distributions, also known as return of capital. For additional information about non-dividend distributions, please refer to Eaton Vance Closed-End Fund Distribution Notices (19a) posted on our website, eatonvance.com. The Fund will determine the federal income tax character of distributions paid to a shareholder after the end of the calendar year. This is reported on the IRS form 1099-DIV and provided to the shareholder shortly after each year-end. The Fund's distributions are determined by the investment adviser based on its current assessment of the Fund's long-term return potential. As portfolio and market conditions change the rate of distributions paid by the Fund could change.

FLOATING-RATE LOAN TEAM

Investment Team	JOINED FIRM	INDUSTRY EXPERIENCE
Ralph Hinckley, CFA	2003	28 Years
Catherine McDermott	2000	37 Years
Daniel P. McElaney, CFA	2004	23 Years
Sarah A. Choi	2019	18 Years

Fund Facts

Total investments	\$ 534.19 million
Total net assets	\$ 339.19 million
Distribution frequency	Monthly

Overview

	FUND
Ticker	EFT
Inception date	06/29/2004
Price at NAV	\$ 12.76
Market price	\$ 12.46
Premium/Discount	-2.35 %

The Premium/Discount is calculated as [(market price/NAV)-1].

Charges (%)

	FUND
Management Fees	1.16
Other Expenses	0.23
Total Expenses (ex Interest and Fee Expense)	1.39
Interest and Fee Expense	3.87
Total Expenses	5.26

Interest and fee expense relates to the liability for floating rate notes issued in conjunction with residual interest bond transactions. Expenses are based on the fund's current annual report.

Characteristics

	FUND
Number of Loan Issuers	363
Average Loan Size (\$M)	1.34
Average Days to Reset	47
Number of Corporate Bond Issuers	36

Characteristics data based on total investments.

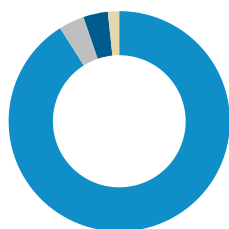
Total Leverage (%)⁽¹⁾

VRTP Shares	15.0
Borrowings	21.5

Top 10 Issuers (% of Total Investments)

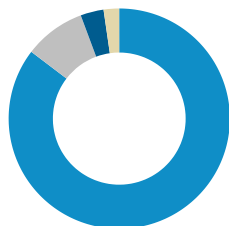
	FUND
UKG Inc.	0.98
Les Schwab Tire Centers	0.93
Asurion LLC	0.84
Mallinckrodt International Finance S.A.	0.80
Epicor Software Corporation	0.78
Virgin Media Bristol LLC	0.78
Boxer Parent Company Inc.	0.78
Quikrete Holdings Inc.	0.75
Vision Solutions Inc.	0.75
Cloudera Inc.	0.74

Asset Mix (% of Total Investments)[#]



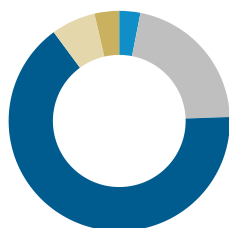
	FUND
Floating-Rate Loans	91.03
Asset Backed Securities	3.73
U.S. Corporate Bonds	3.60
Other	1.64

Geographic Mix (% of Total Investments)[#]



	FUND
United States	85.39
Europe except U.K.	8.95
Northern America except U.S.	3.39
United Kingdom	2.27

Credit Quality (% of Total Investments)[#]



	FUND
BBB	3.08
BB	21.34
B	65.50
CCC or Lower	6.48
Not Rated	3.60

Credit ratings are categorized using S&P. Ratings, which are subject to change, apply to the creditworthiness of the issuers of the underlying securities and not to the Fund or its shares. Credit ratings measure the quality of a bond based on the issuer's creditworthiness, with ratings ranging from AAA, being the highest, to D, being the lowest based on S&P's measures. Ratings of BBB or higher by S&P are considered to be investment-grade quality. Credit ratings are based largely on the ratings agency's analysis at the time of rating. The rating assigned to any particular security is not necessarily a reflection of the issuer's current financial condition and does not necessarily reflect its assessment of the volatility of a security's market value or of the liquidity of an investment in the security. Holdings designated as "Not Rated" are not rated by S&P.

[#] May not sum to 100% due to rounding.

The information contained herein is provided for informational purposes only and does not constitute a solicitation of an offer to buy or sell Fund shares. Common shares of the Fund are only available for purchase and sale at current market price on a stock exchange. There is no assurance that the Fund will achieve its investment objective. The Fund is subject to numerous risks, including investment risks. Shares of closed-end funds often trade at a discount from their net asset value. The Fund is not a complete investment program and you may lose money investing in the Fund. An investment in the Fund may not be appropriate for all investors. Investors should review and consider carefully the Fund's investment objective, risks, charges and expenses.

This material is a general communication, which is not impartial and all information provided has been prepared solely for informational and educational purposes and does not constitute an offer or a recommendation to buy or sell any particular security or to adopt any specific investment strategy. The information herein has not been based on a consideration of any individual investor circumstances and is not investment advice, nor should it be construed in any way as tax, accounting, legal or regulatory advice. To that end, investors should seek independent legal and financial advice, including advice as to tax consequences, before making any investment decision.

DEFINITIONS: The **Distribution Rate** is based on the Fund's last regular distribution per share (annualized) divided by the Fund's Net Asset Value (NAV) or market price (the price at which the Fund is traded on the exchange) at the end of the period.

RISK CONSIDERATIONS: The value of investments held by the Trust may increase or decrease in response to economic, and financial events (whether real, expected or perceived) in the U.S. and global markets. Loans are traded in a private, unregulated inter-dealer or inter-bank resale market and are generally subject to contractual restrictions that must be satisfied before a loan can be bought or sold. These restrictions may impede the Trust's ability to buy or sell loans (thus affecting their liquidity) and may negatively impact the transaction price. It may take longer than seven days for transactions in loans to settle. Due to the possibility of an extended loan settlement process, the Trust may have to sell other investments or engage in borrowing transactions to raise cash to meet its obligations. Loans may be structured such that they are not securities under securities law, and in the event of fraud or misrepresentation by a borrower, lenders may not have the protection of the

anti-fraud provisions of the federal securities laws. Loans are also subject to risks associated with other types of income investments. Investments in debt instruments may be affected by changes in the creditworthiness of the issuer and are subject to the risk of non-payment of principal and interest. The value of income securities also may decline because of real or perceived concerns about the issuer's ability to make principal and interest payments. Borrowing to increase investments ("leverage") may exaggerate the effect of any increase or decrease in the value of Trust investments. Investments rated below investment grade (sometimes referred to as "junk") are typically subject to greater price volatility and illiquidity than higher rated investments. As interest rates rise, the value of certain income investments is likely to decline. Investments in foreign instruments or currencies can involve greater risk and volatility than U.S. investments because of adverse market, economic, political, regulatory, geopolitical, currency exchange rates or other conditions. Changes in the value of investments entered for hedging purposes may not match those of the position being hedged. The Trust may engage in other investment practices that may involve additional risks.

OTHER CONSIDERATIONS: (1) Leverage represents the liquidation value of the Fund's Variable Rate Term Preferred Shares (VRTP Shares) and borrowings outstanding as a percentage of Fund net assets applicable to common shares plus VRTP Shares and borrowings outstanding. Use of leverage creates an opportunity for income, but creates risks including greater price volatility. The cost of leverage rises and falls with changes in short-term interest rates. The Fund is required to maintain prescribed asset coverage for its borrowings, which could be reduced if Fund asset values decline.

Portfolio profile subject to change due to active management.

Eaton Vance is part of Morgan Stanley Investment Management. Morgan Stanley Investment Management is the asset management division of Morgan Stanley.